



Club Health Assessment for District 35 L through March 2025

			Status	Membership							Reports					Finance		LCIF
Club Number	Club Name	Charter Date		Current Member Count	YTD Members Added	YTD Members Dropped	YTD Net Growth	YTD Net Growth%	Member Count 12 Months Ago	Avg. length of service for dropped members	Months Since Last MMR ***	Yrs. Since Last Officer Report	President Rotation	Vice President Reported ****	Months Since Last Activity Report ***	Account Balance	Donations for current Fiscal Year	
			Number of times on status quo within last two years	If below 15 members appears				If net loss is greater than 20% appears			If no report in 3 months appears in	When more than one year appears in	Number of repeat terms	Notes the officers that do not have an active	If no report at 12 months appears in red			
Clubs less than two years old																		
154387	Dunnellon 2	06/16/2023	Active	15	0	0	0	0.00%	17		1		3	R	SC	0	\$200.00	
178824	Keystone Melrose Lake Region	10/17/2024	Active	12	20	8	12	100.00%	0	0	3				M,VP,SC	N/R	\$200.00	
153128	Lynn Haven 2	06/14/2023	Active	6	0	4	-4	-40.00%	20	2	3		3		M,VP,SC	2	\$214.00	
154002	Marianna Leaping Lions	05/22/2023	Cancelled(8*)	0	0	5	-5	-100.00%	4	1	3		None		P,S,T,M,VP SC	14	90+ Days \$4.00	
Clubs more than two years old																		
12470	ALACHUA	01/04/1940	Active	38	0	0	0	0.00%	38		2			N	M,VP,SC	2	\$804.00	
Exc Award (06/30/2017, 06/30/2021)																		
142554	Calhoun-Liberty	08/13/2020	P- Active	10	2	4	-2	-16.67%	9	2	1		3	R	M,SC	1	\$204.00	
12474	CALLAHAN	12/05/1946	Active	21	0	3	-3	-12.50%	22	2	0		4		P,M,VP,SC	0	\$204.00	
12475	CEDAR KEY	04/23/1968	Active	29	1	2	-1	-3.33%	29	8	8		6	N		24+	\$204.00	
12432	CENTURY	08/31/1944	Active(1)	10	0	0	0	0.00%	10		0		None		P,S,T,M,VP SC	3	90+ Days \$204.00	
12433	CHATTAHOOCHEE	12/29/1944	Active(1)	11	3	5	-2	-15.38%	13	7	1		10	R	M,SC	2	\$204.00	
145744	Chipley Falling Waters	04/12/2021	Active	11	5	1	4	57.14%	5	0	1				M,VP,SC	4	\$354.00	
90291	CRAWFORDVILLE	12/05/2005	Active(2)	16	0	1	-1	-5.88%	17	19	2		2	R	M,VP,SC	24+	90+ Days \$204.00	
50749	CRESTVIEW	06/27/1990	Active	15	2	0	2	15.38%	14		3			N		2	90+ Days \$250.00	
137474	DeFuniak Springs	02/22/2019	Active(3)	8	0	0	0	0.00%	8		3	1	None		P,S,T,M,VP SC	24+	90+ Days \$204.00	
109828	FLEMING ISLAND	12/06/2010	Active	8	2	0	2	33.33%	6		2			N	SC	0	\$404.00	
12440	FORT WALTON BEACH	11/03/1949	Active	13	1	1	0	0.00%	14	1	1		2	R	T,SC	3	\$1,304.00	
Exc Award (06/30/2018, 06/30/2024)																		
12441	FORT WALTON BEACH SONIC CITY	03/09/1964	Active	7	0	1	-1	-12.50%	8	5	1		2	R	M,SC	1	\$304.00	
12480	GAINESVILLE	03/10/1944	Active	14	1	2	-1	-6.67%	17	19	0		7	R	M,SC	0	\$279.00	
12482	GAINESVILLE UNIVERSITY CITY	03/20/1961	Active	4	0	0	0	0.00%	4		11		4	R	M,SC	24+	\$204.00	
12443	GRACEVILLE	11/17/1937	Active	22	4	1	3	15.79%	23	2	2			N	M,SC	3	\$204.00	
Exc Award (06/30/2023)																		




Club Health Assessment for District 35 L through March 2025

			Status	Membership							Reports					Finance		LCIF
Club Number	Club Name	Charter Date		Current Member Count	YTD Members Added	YTD Members Dropped	YTD Net Growth	YTD Net Growth%	Member Count 12 Months Ago	Avg. length of service for dropped members	Months Since Last MMR ***	Yrs. Since Last Officer Report	President Rotation	Vice President Reported ****	Months Since Last Activity Report ***	Account Balance	Donations for current Fiscal Year	
			Number of times on status quo within last two years	If below 15 members appears				If net loss is greater than 20% appears			If no report in 3 months appears in	When more than one year appears in	Number of repeat terms	Notes the officers that do not have appears in an active	If no report at 12 months red			
12486	HIGH SPRINGS	03/07/1947	Active	63	5	3	2	3.28%	65	7	0		3	N	SC	0		\$454.00
12488	INTERLACHEN	04/30/1968	Active(1)	10	1	1	0	0.00%	10	10	0		2	N	T,M,VP,SC	1	90+ Days	\$200.00
12471	JACKSONVILLE ARLINGTON	12/15/1948	Active	47	3	1	2	4.44%	49	48	4			N	M	1		\$204.00
12489	JACKSONVILLE BEACHES	04/06/1938	Active(1)	42	3	1	2	5.00%	42	8	2		2		M,VP,SC	0		\$404.00
141472	Jacksonville River City	04/20/2020	Active	27	6	9	-3	-10.00%	31	1	0			N	SC	3		\$2,204.00
	Exc Award (06/30/2023)																	
12493	JACKSONVILLE RIVERSIDE/ARGYLE WEST	03/31/1945	Active	13	0	2	-2	-13.33%	15	3	1				M,VP,SC	0		\$204.00
151395	Jax Lions Quest of 35-L Cyber	06/21/2022	Active	8	0	0	0	0.00%	8		5		2		VP	24+	90+ Days	\$204.00
105610	JEFFERSON COUNTY	06/01/2009	Active	8	0	2	-2	-20.00%	9	1	1		4	R	M,SC	2		\$204.00
12498	LAKE CITY	12/09/1946	Active	9	0	3	-3	-25.00%	15	16	0				M,VP,SC	0		\$204.00
12500	LIVE OAK	04/27/1950	Active	21	0	2	-2	-8.70%	23	5	2		2	R	M,SC	24+		\$204.00
12501	MACCLENNY	04/22/1935	Active(1)	25	7	0	7	38.89%	17		1				T,M,VP,SC	4	90+ Days	\$204.00
12448	MADISON	12/18/1942	Active(1)	25	2	8	-6	-19.35%	30	4	0			N	M,SC	4		\$1,204.00
12539	MCINTOSH	12/12/1949	Active	24	4	2	2	9.09%	20	9	1		2	N	SC	0		\$204.00
97150	MIDDLEBURG BLACK CREEK	05/23/2006	Active	12	0	2	-2	-14.29%	16	1	2			IP		0		\$304.00
	Exc Award (06/30/2018, 06/30/2020)																	
12502	NEWBERRY	03/25/1943	Active	18	0	5	-5	-21.74%	24	8	3		2	R		13		\$2,204.00
	Exc Award (06/30/2017)																	
12453	NICEVILLE VALPARAISO	11/21/1950	Active	5	0	0	0	0.00%	5		13	1	None		P,S,T,M,VP SC SC	14	90+ Days	\$204.00
12543	OCALA	03/19/1926	Active	73	7	4	3	4.29%	76	19	1			N	SC	3		\$2,754.00
	Exc Award (06/30/2016)																	
102328	OCALA 200	06/03/2008	Active	23	2	7	-5	-17.86%	52	3	0			N		1		\$2,114.00
	Exc Award (06/30/2017, 06/30/2021, 06/30/2022)																	
12544	OCALA FORT KING BREAKFAST	09/25/1963	Active	24	5	6	-1	-4.00%	26	5	0		2	R	SC	0		\$429.00
47383	OCALA ON TOP OF THE WORLD	05/28/1987	Active	27	6	0	6	28.57%	33		1		3	N	SC	2		\$5,054.00
	Exc Award (06/30/2023)																	



Club Health Assessment for District 35 L through March 2025

			Status	Membership							Reports					Finance	LCIF
Club Number	Club Name	Charter Date		Current Member Count	YTD Members Added	YTD Members Dropped	YTD Net Growth	YTD Net Growth%	Member Count 12 Months Ago	Avg. length of service for dropped members	Months Since Last MMR ***	Yrs. Since Last Officer Report	President Rotation	Vice President Reported ****	Months Since Last Activity Report ***	Account Balance	Donations for current Fiscal Year
			Number of times on status quo within last two years	If below 15 members appears				If net loss is greater than 20% appears			If no report in 3 months appears in	When more than one year appears in	Number of repeat terms	Notes the officers that do not have an active	If no report at 12 months appears in red		
12503	ORANGE PARK	07/14/1948	Active	22	6	2	4	22.22%	21	1	0			IP M	0		\$571.00
	Exc Award (06/30/2024)																
104774	PALATKA NEW VISION	02/17/2009	Active	11	9	8	1	10.00%	11	10	1		None	P,M,VP,SC	1		\$204.00
	Exc Award (06/30/2021)																
12454	PANAMA CITY	04/29/1935	Active	12	0	2	-2	-14.29%	14	2	3			N M,SC	3		\$204.00
12458	PENSACOLA	12/16/1927	Active	34	6	6	0	0.00%	36	12	0			N SC	3		\$1,454.00
12461	PORT ST JOE	02/25/1955	Active(2)	53	52	47	5	10.42%	48	14	1			M,VP,SC	0		\$1,204.00
35728	QUINCY	06/16/1978	Active	12	1	0	1	9.09%	13		4		4	T,M,VP,SC	1	90+ Days	\$204.00
12560	SILVER SPRINGS	12/16/1958	Active(1)	6	6	0	6	100.00%	7		4		5	M,VP,SC	0		\$204.00
12463	SOPCHOPPY	09/08/1952	Active	17	1	3	-2	-10.53%	18	10	0		2	M,VP,SC	2		\$1,204.00
146819	South Putnam	06/17/2021	Active	14	0	3	-3	-17.65%	16	7	0			M,VP	0		\$204.00
12506	ST AUGUSTINE	11/14/1946	Active	29	1	2	-1	-3.33%	35	1	2			N SC	1		\$1,470.00
12465	TALLAHASSEE	02/20/1929	Active	35	8	7	1	2.94%	26	3	1			VP,SC	4		\$204.00
82989	TURKEY CREEK	06/30/2004	Active	14	1	2	-1	-6.67%	18	1	2			M,VP,SC	0		\$329.00
	Exc Award (06/30/2016, 06/30/2018, 06/30/2020)																
145612	Williston Youth	03/25/2021	Active	9	0	0	0	0.00%	14		7		5	R M,SC	24+		\$204.00
148131	Yulee Nassau County	08/31/2021	Active	28	0	0	0	0.00%	30		10		2	N P,M,SC	3		\$204.00

Clubs Cancelled Previous Fiscal Year – Clubs Cancelled within last 12 months may be reinstated

Club Number	Club Name	Charter Date	Current Status*	Cancellation Date
88994	BELVIEW NOON	07/25/2005	Cancelled(8*)	06/29/2024
122285	Crescent City	05/29/2014	Cancelled(8*)	08/29/2023
12492	JACKSONVILLE NORTHSIDE	05/12/1970	Cancelled(8*)	12/29/2023
151393	Lake Butler	09/02/2022	Cancelled(6*)	07/29/2023
152272	Pace	09/14/2022	Cancelled(8*)	06/29/2024
145600	University of Florida Campus	04/13/2021	Cancelled(6*)	07/29/2023



Club Health Assessment for District 35 L through March 2025

Club Number			Club Name			Charter Date			Status					Membership					Reports					Finance		LCIF
									Current Member Count	YTD Members Added	YTD Members Dropped	YTD Net Growth	YTD Net Growth%	Member Count 12 Months Ago	Avg. length of service for dropped members	Months Since Last MMR ***	Yrs. Since Last Officer Report	President Rotation	Vice President Reported ****	Months Since Last Activity Report ***	Account Balance	Donations for current Fiscal Year				
									Number of times on status quo within last two years	If below 15 members appears			If net loss is greater than 20% appears			If no report in 3 months appears in		When more than one year appears in	Number of repeat terms	Notes the officers that do not have an active		If no report at 12 months appears in red				
Current Total Clubs Count	YTD New Clubs Count	YTD Cancelled Clubs Count	YTD Net Club Gain	Current Total Members Count	YTD Add	YTD Drop	YTD Net Growth	YTD Net Growth %	Member Count 12 Months Ago	Average Member Count Per Club	% of Clubs with less than 20 members	% No MMR in 3 Months	% No Officer Report in 12 Months	% of Clubs with balance 90+ days	Number of Clubs in Status Quo	% Status Quo Clubs in Financial Suspension	Number of Cancelled Clubs	Average Cancelled Club Age	Members Lost Due to Cancellation	% of Clubs Cancelled for Non-Financial Reasons						
53	1	1	0	1,070	183	178	5	0.47%	1,151	20	58%	28%	4%	17%	0	0%	1	88	5	-400%						

* - P - Priority Club. Cancellation Reasons: 1-Objectives/conduct, 2-Non-active club, 5-Non-existing club, 6-Disbanding, 7-Merger, 8-Financial Suspension, 9-District/Multiple District Dues.

** - Abbreviation: P-President, S-Secretary, T-Treasurer, M-Member Chairperson, VP-First Vice President, MC-Communications Chairperson, SC-Service Chairperson

*** - Abbreviation: N/R - Never reported using the Lions Clubs website, N/A - Not applicable, No password registered for the Lions Clubs website.

**** - Abbreviation: N - New, IP - Immediate Past, R - Repeat.




Club Health Assessment for District 35 I through March 2025

			Status	Membership							Reports					Finance		LCIF
Club Number	Club Name	Charter Date		Current Member Count	YTD Members Added	YTD Members Dropped	YTD Net Growth	YTD Net Growth%	Member Count 12 Months Ago	Avg. length of service for dropped members	Months Since Last MMR ***	Yrs. Since Last Officer Report	President Rotation	Vice President Reported ****	Months Since Last Activity Report ***	Account Balance	Donations for current Fiscal Year	
			Number of times on status quo within last two years	If below 15 members appears				If net loss is greater than 20% appears			If no report in 3 months appears in	When more than one year appears in	Number of repeat terms	Notes the officers that do not have an active	If no report at 12 months appears in red			
Clubs more than two years old																		
130732	Arcadia Centennial	04/21/2017	Active	25	3	0	3	13.64%	23		0			R SC	5		\$100.00	
12666	BONITA SPRINGS	04/16/1962	Active	81	3	3	0	0.00%	95	5	0		2	N SC	2			
Exc Award (06/30/2018, 06/30/2022)																		
12622	BRADENTON	04/14/1947	Active	25	2	2	0	0.00%	31	2	2			N	0		\$150.00	
Exc Award (06/30/2017, 06/30/2018, 06/30/20)																		
12568	BRANDON	05/11/1954	Active	27	0	0	0	0.00%	28		6		3	N	0		\$315.00	
12624	CAPE CORAL	08/02/1962	Active	15	4	0	4	36.36%	11		5		3	VP,SC	0			
Exc Award (06/30/2024)																		
12571	CLEARWATER	07/21/1931	Active	27	5	3	2	8.00%	26	13	5		2	N	0		\$2,000.00	
Exc Award (06/30/2024)																		
101537	DADE CITY HISPANIC AMERICAN	03/06/2008	Active	10	0	1	-1	-9.09%	11	9	0	1	None	P,S,T,M,VP SC	24+			
12627	ENGLEWOOD	03/24/1952	Active	33	11	0	11	50.00%	22		0			N	0		\$400.00	
Exc Award (06/30/2017, 06/30/2023, 06/30/20)																		
12628	EVERGLADES	11/06/1952	Active	44	2	0	2	4.76%	42		3		4	N SC	9			
Exc Award (06/30/2021, 06/30/2022)																		
149944	Fishhawk	02/21/2022	Active	26	3	2	1	4.00%	25	4	0		4	R M,SC	0		\$220.00	
12630	FORT MYERS	03/07/1935	Active	35	12	8	4	12.90%	42	2	0			IP	0			
Exc Award (06/30/2021, 06/30/2022)																		
12631	FORT MYERS BEACH	12/03/1952	Active	17	0	2	-2	-10.53%	19	7	8		4	R M,VP	1		\$500.00	
Exc Award (06/30/2017)																		
12634	FROSTPROOF	04/16/1952	Active	12	0	0	0	0.00%	13		5		8	R M,SC	24+			
12580	GULFPORT	06/02/1948	Active	38	7	15	-8	-17.39%	46	9	1			N	0			
31337	HUDSON BAYONET POINT	11/17/1975	Active	14	2	1	1	7.69%	15	2	0			R M,SC	1		\$150.00	
Exc Award (06/30/2020)																		
12643	LAKE PLACID	01/25/1950	Active	13	0	1	-1	-7.14%	16	22	2		2	N	0		\$200.00	
Exc Award (06/30/2018, 06/30/2019, 06/30/20)																		
12644	LAKE WALES	05/06/1949	Active	10	2	0	2	25.00%	8		6		2	N M,SC	15	90+ Days		



Club Health Assessment for District 35 I through March 2025

			Status	Membership							Reports					Finance	LCIF
Club Number	Club Name	Charter Date		Current Member Count	YTD Members Added	YTD Members Dropped	YTD Net Growth	YTD Net Growth%	Member Count 12 Months Ago	Avg. length of service for dropped members	Months Since Last MMR ***	Yrs. Since Last Officer Report	President Rotation	Vice President Reported ****	Months Since Last Activity Report ***	Account Balance	Donations for current Fiscal Year
			Number of times on status quo within last two years	If below 15 members appears				If net loss is greater than 20% appears			If no report in 3 months appears in	When more than one year appears in	Number of repeat terms	Notes the officers that do not have an active	If no report at 12 months appears in red		
12584	LARGO	01/08/1957	Active	31	3	3	0	0.00%	31	1	3		2	N	1		\$300.50
	Exc Award (06/30/2024)																
47517	LUTZ LAND O LAKES LLLL	06/22/1987	Active	11	1	1	0	0.00%	11	39	1		2	M,VP,SC	24+		
	Exc Award (06/30/2017, 06/30/2019)																
12649	NAPLES	10/25/1938	Active	82	22	11	11	15.49%	71	3	0		2	R	0		\$700.00
	Exc Award (06/30/2018, 06/30/2019, 06/30/2020)																
96672	NORTH FORT MYERS NOON	03/17/2006	Active	21	6	3	3	16.67%	20	11	2			M,VP	1	90+ Days	
	Exc Award (06/30/2020)																
12652	NORTH PORT	11/23/1969	Active(1)	10	0	1	-1	-9.09%	13	54	2	1	None	P,S,T,M,VP SC	24+	90+ Days	
	Exc Award (06/30/2016, 06/30/2017)																
46705	PALM HARBOR #II	12/02/1986	Active(1)	19	0	0	0	0.00%	20		2			M,VP,SC	12		
12592	PLANT CITY	04/04/1929	Active	21	1	2	-1	-4.55%	24	16	4			IP SC	17		
	Exc Award (06/30/2018)																
131286	Port Charlotte Centennial	06/13/2017	Active	15	2	1	1	7.14%	14	7	3		2	N	0		\$150.00
	Exc Award (06/30/2020, 06/30/2021, 06/30/2022)																
12656	PUNTA GORDA	11/15/1966	Active	28	0	3	-3	-9.68%	33	22	4			N M,SC	1		\$1,000.00
	Exc Award (06/30/2017, 06/30/2020, 06/30/2022)																
12594	SAFETY HARBOR	04/03/1950	Active	15	0	5	-5	-25.00%	20	10	4			N	3		
	Exc Award (06/30/2020, 06/30/2024)																
12659	SANIBEL CAPTIVA ISLAND	08/23/1967	Active	14	0	3	-3	-17.65%	17	16	2		2	R	1		
12662	SARASOTA	12/18/1957	Active	15	1	0	1	7.14%	13		2			R M,SC	2		\$50.00
	Exc Award (06/30/2017)																
12664	SEBRING BREAKFAST	06/05/1973	Active	14	0	1	-1	-6.67%	16	0	7		3	R	24+		\$100.00
	Exc Award (06/30/2021)																
12595	ST PETERSBURG	02/06/1925	Active	68	1	1	0	0.00%	75	3	1		2	R SC	1		\$1,000.00
	Exc Award (06/30/2017, 06/30/2019, 06/30/2020)																
44830	SUN CITY CENTER/SOUTH SHORE	04/15/1985	Active	36	5	3	2	5.88%	31	7	0			N SC	0		\$3,550.00
	Exc Award (06/30/2017, 06/30/2023, 06/30/2024)																



Club Health Assessment for District 35 I through March 2025

			Status	Membership							Reports					Finance		LCIF
Club Number	Club Name	Charter Date		Current Member Count	YTD Members Added	YTD Members Dropped	YTD Net Growth	YTD Net Growth%	Member Count 12 Months Ago	Avg. length of service for dropped members	Months Since Last MMR ***	Yrs. Since Last Officer Report	President Rotation	Vice President Reported ****	Months Since Last Activity Report ***	Account Balance	Donations for current Fiscal Year	
			Number of times on status quo within last two years	If below 15 members appears				If net loss is greater than 20% appears			If no report in 3 months appears in	When more than one year appears in	Number of repeat terms	Notes the officers that do not have an active	If no report at 12 months appears in red			
12604	TAMPA DOWNTOWN	02/19/1924	Active	26	0	0	0	0.00%	22		8		3	R	M,SC	24+	90+ Days	
	Exc Award (06/30/2017)																	
121885	Tampa North	04/18/2014	Active	20	0	0	0	0.00%	20		20	1	None		P,S,T,M,VP SC	24+	90+ Days	
12669	VENICE	06/10/1947	Active	63	0	3	-3	-4.55%	67	10	0			N	SC	0		\$985.51
	Exc Award (06/30/2016, 06/30/2017, 06/30/2018)																	
12671	WAUCHULA	08/12/1927	Active(1)	27	0	0	0	0.00%	27		3			N	S,M,VP,SC	13		
117162	WESLEY CHAPEL LIONS	06/13/2012	Active	15	0	0	0	0.00%	21		5		2	R		0		
	Exc Award (06/30/2016, 06/30/2018, 06/30/2020)																	
12616	ZEPHYRHILLS	03/18/1943	Active	49	17	5	12	32.43%	47	5	0			R		0		\$2,450.00
	Exc Award (06/30/2016, 06/30/2017, 06/30/2020)																	

Clubs Cancelled Previous Fiscal Year – Clubs Cancelled within last 12 months may be reinstated

Club Number	Club Name	Charter Date	Current Status*	Cancellation Date
128945	BONITA SPRINGS COMMUNITY	09/22/2016	Cancelled(8*)	06/29/2024
12599	SEMINOLE	10/26/1965	Cancelled(6*)	07/29/2023
12612	TAMPA YBOR CITY	02/27/1951	Cancelled(8*)	12/29/2023

Current Total Clubs Count	YTD New Clubs Count	YTD Cancelled Clubs Count	YTD Net Club Gain	Current Total Members Count	YTD Add	YTD Drop	YTD Net Growth	YTD Net Growth %	Member Count 12 Months Ago	Average Member Count Per Club	% of Clubs with less than 20 members	% No MMR in 3 Months	% No Officer Report in 12 Months	% of Clubs with balance 90+ days	Number of Clubs in Status Quo	% Status Quo Clubs in Financial Suspension	Number of Cancelled Clubs	Average Cancelled Club Age	Members Lost Due to Cancellation	% of Clubs Cancelled for Non-Financial Reasons
38	0	0	0	1,052	115	84	31	3.04%	1,086	28	42%	45%	8%	13%	0	0%	0	0	0	0%

* - P - Priority Club. Cancellation Reasons: 1-Objectives/conduct, 2-Non-active club, 5-Non-existing club, 6-Disbanding, 7-Merger, 8-Financial Suspension, 9-District/Multiple District Dues.

** - Abbreviation: P-President, S-Secretary, T-Treasurer, M-Member Chairperson, VP-First Vice President, MC-Communications Chairperson, SC-Service Chairperson

*** - Abbreviation: N/R - Never reported using the Lions Clubs website, N/A - Not applicable, No password registered for the Lions Clubs website.

**** - Abbreviation: N - New, IP - Immediate Past, R - Repeat.



Club Health Assessment for District 35 O through March 2025

			Status	Membership							Reports					Finance		LCIF
Club Number	Club Name	Charter Date		Current Member Count	YTD Members Added	YTD Members Dropped	YTD Net Growth	YTD Net Growth%	Member Count 12 Months Ago	Avg. length of service for dropped members	Months Since Last MMR ***	Yrs. Since Last Officer Report	President Rotation	Vice President Reported ****	Months Since Last Activity Report ***	Account Balance	Donations for current Fiscal Year	
			Number of times on status quo within last two years	If below 15 members appears				If net loss is greater than 20% appears			If no report in 3 months appears in	When more than one year appears in	Number of repeat terms	Notes the officers that do not have appears in an active	If no report at 12 months red			
Clubs more than two years old																		
123529	Auburndale/Polk County	11/17/2014	Active	29	2	1	1	3.57%	30	2	3		2	N	0		\$400.00	
12567	BEVERLY HILLS	09/05/1967	Active	24	11	2	9	60.00%	14	4	1			M,VP,SC	0			
12516	CLERMONT MINNEOLA L C	03/29/1949	Active	10	0	1	-1	-9.09%	21	1	3			S,M,VP,SC	24+		\$2,000.00	
	Exc Award (06/30/2020)																	
12575	CRYSTAL RIVER	03/04/1953	Active	12	0	0	0	0.00%	12		18		8	R	VP,SC	24+		
58391	CRYSTAL RIVER KINGS BAY	06/07/1996	Active	17	5	0	5	41.67%	13		1		5	R	M,VP	0	\$850.00	
	Exc Award (06/30/2018, 06/30/2019, 06/30/20																	
12625	CYPRESS GARDENS	12/15/1967	Active	12	0	0	0	0.00%	11		9		4	R	VP,SC	2	\$550.00	
39038	DAVENPORT	11/28/1980	Active	19	3	1	2	11.76%	18	16	2			IP	1		\$80.00	
	Exc Award (06/30/2016)																	
128843	Daytona Halifax Area	09/06/2016	Active	13	5	2	3	30.00%	9	10	0		2	R	M,VP,SC	1	90+ Days \$1,000.00	
	Exc Award (06/30/2024)																	
12522	DELAND	04/10/1939	Active(2)	5	0	0	0	0.00%	5		7		None	P,S,M,VP,SC	24+	90+ Days		
152836	Eastport	11/03/2022	Active	55	16	5	11	25.00%	49	1	0		3	N	SC	0	\$650.00	
	Exc Award (06/30/2023, 06/30/2024)																	
12578	FLORAL CITY	06/16/1953	Active	12	0	3	-3	-20.00%	17	22	4		3	R	M,SC	0		
12530	FRUITLAND PARK	08/19/1954	Active	20	0	3	-3	-13.04%	23	4	7			N	M,SC	0		
	Exc Award (06/30/2022)																	
29796	HIGH POINT	09/30/1974	Active	33	4	7	-3	-8.33%	38	11	3			N	SC	2	\$2,875.00	
	Exc Award (06/30/2018)																	
12582	HOMOSASSA	04/30/1970	Active	68	5	9	-4	-5.56%	76	7	0			R		0	\$5,400.00	
	Exc Award (06/30/2016, 06/30/2017, 06/30/20																	
12487	INGLIS YANKEETOWN	05/24/1971	Active	18	4	5	-1	-5.26%	25	11	2		2	R	SC	3		
	Exc Award (06/30/2018, 06/30/2023)																	
31924	INVERNESS	03/30/1976	Active	17	2	4	-2	-10.53%	20	13	1			N		0		
12637	KATHLEEN	03/12/1953	Active	40	3	8	-5	-11.11%	45	5	0			IP	SC	5		
12533	KISSIMMEE	03/21/1939	Active	23	0	0	0	0.00%	23		0	1	None	P,S,T,M,VP SC	15	90+ Days		




Club Health Assessment for District 35 O through March 2025

			Status	Membership							Reports					Finance		LCIF	
Club Number	Club Name	Charter Date		Current Member Count	YTD Members Added	YTD Members Dropped	YTD Net Growth	YTD Net Growth%	Member Count 12 Months Ago	Avg. length of service for dropped members	Months Since Last MMR ***	Yrs. Since Last Officer Report	President Rotation	Vice President Reported ****	Months Since Last Activity Report ***	Account Balance	Donations for current Fiscal Year		
			Number of times on status quo within last two years	If below 15 members appears					If net loss is greater than 20% appears					If no report in 3 months appears in	When more than one year appears in	Number of repeat terms	Notes the officers that do not have an active	If no report at 12 months appears in red	
Exc Award (06/30/2017)																			
47000	LADY LK ORANGE BLOSSOM GARDENS	03/02/1987	Active	100	22	29	-7	-6.54%	94	10	0		2	R	0			\$466.15	
Exc Award (06/30/2019, 06/30/2022)																			
12639	LAKE ALFRED	10/30/1945	Active	36	13	4	9	33.33%	27	14	0			N	0		\$1,200.00		
Exc Award (06/30/2016, 06/30/2018)																			
100760	LAKE SUMTER	12/06/2007	Active	67	1	3	-2	-2.90%	74	5	3			N	M,SC	0	\$1,050.00		
Exc Award (06/30/2017, 06/30/2020, 06/30/2020)																			
32727	LAKELAND NORTH LAKELAND	09/07/1976	Active	27	0	1	-1	-3.57%	28	14	0		4	R	P,M,SC	1			
12537	LOCKHART	09/30/1954	Active	12	0	0	0	0.00%	13		9	1	None		P,S,T,M,VP SC	N/R	90+ Days		
12540	MOUNT DORA	03/03/1939	Active	23	4	3	1	4.55%	24	3	0			N	M,SC	6			
Exc Award (06/30/2020)																			
12541	NEW SMYRNA BEACH	01/27/1947	Active	3	0	0	0	0.00%	3		12		5		T,M,VP,SC	0	\$155.00		
12545	OCOEE	11/15/1948	Active(1)	23	3	0	3	15.00%	18		1		4	N	M	1			
12546	ORANGE CITY	11/11/1953	Active	7	0	6	-6	-46.15%	13	13	1		2		T,M,VP,SC	24+	90+ Days		
12549	ORLANDO COLLEGE PARK	04/20/1950	Active	13	0	0	0	0.00%	17		9		3		P,M,VP,SC	0			
61974	ORLANDO HISPANIC	05/20/1999	Cancelled(6*)	0	0	13	-13	-100.00%	25	12	0		None		P,S,T,M,VP SC	19			
Exc Award (06/30/2019)																			
144012	Orlando International Film Festival	12/17/2020	Active	15	0	0	0	0.00%	15		33	1	None		P,S,T,M,VP SC	13	90+ Days		
130755	Orlando Knights Lions	04/27/2017	Active(1)	7	0	0	0	0.00%	7		13		None		P,S,T,M,VP SC	18	90+ Days		
12552	ORMOND BEACH	10/26/1954	Active	18	5	2	3	20.00%	23	32	0		2	R	S,SC	1			
Exc Award (06/30/2016, 06/30/2017, 06/30/2020)																			
84490	ORMOND BY THE SEA	12/03/2004	Active	38	1	4	-3	-7.32%	40	7	2			IP	M,SC	0	\$1,675.00		
Exc Award (06/30/2017, 06/30/2018, 06/30/2020)																			
63021	OVIEDO-WINTER SPRINGS L C	04/12/2000	Active	44	5	1	4	10.00%	35	0	0		2	N	SC	3	\$4,070.00		
Exc Award (06/30/2017, 06/30/2018, 06/30/2020)																			
87965	PALM BAY PROGRESSIVE	05/03/2005	Active	6	0	0	0	0.00%	9		9		4		M,VP,SC	13			
12554	PALM COAST	11/06/1973	Active	26	4	1	3	13.04%	22	1	0			R		0	\$700.00		



Club Health Assessment for District 35 O through March 2025

			Status	Membership							Reports					Finance		LCIF
Club Number	Club Name	Charter Date		Current Member Count	YTD Members Added	YTD Members Dropped	YTD Net Growth	YTD Net Growth%	Member Count 12 Months Ago	Avg. length of service for dropped members	Months Since Last MMR ***	Yrs. Since Last Officer Report	President Rotation	Vice President Reported ****	Months Since Last Activity Report ***	Account Balance	Donations for current Fiscal Year	
			Number of times on status quo within last two years	If below 15 members appears			If net loss is greater than 20% appears				If no report in 3 months appears in	When more than one year appears in	Number of repeat terms		Notes the officers that do not have an active	If no report at 12 months appears in red		
Exc Award (06/30/2022, 06/30/2023, 06/30/2024)																		
12555	PIERSON	01/17/1950	Active	40	8	0	8	25.00%	31		1		5	R	SC	18		
Exc Award (06/30/2020)																		
53155	PONCE INLET	05/28/1992	Active(1)	27	2	3	-1	-3.57%	28	13	3		7		M,VP,SC	0		
12709	ROCKLEDGE	12/08/1968	Active	9	0	0	0	0.00%	9		9		7	R		22		
Exc Award (06/30/2018)																		
12711	SATELLITE BEACH	03/29/1960	Active	50	3	3	0	0.00%	53	10	3			N	SC	1		\$900.00
Exc Award (06/30/2016, 06/30/2017, 06/30/2024)																		
35548	SOUTH DAYTONA	05/02/1978	Active	33	2	2	0	0.00%	31	2	2		6	R	SC	0		
Exc Award (06/30/2019, 06/30/2024)																		
133516	Spring Hill Nature Coast	12/21/2017	Active	10	0	0	0	0.00%	10		14			N	M	7		
12562	TAVARES	08/19/1955	Active	28	0	6	-6	-17.65%	35	7	3			N	SC	17		
63534	VIERA	08/21/2000	Active	19	0	2	-2	-9.52%	21	8	0		5		VP,SC	6		
Exc Award (06/30/2022)																		
103531	VOLUSIA COUNTY	09/04/2008	Active	6	0	0	0	0.00%	6		13	2	None		P,S,T,M,VP SC	6	90+ Days	
152158	West Volusia Action Team	10/17/2022	Active(1)	9	0	0	0	0.00%	6		7		2	R	S,M,SC	22	90+ Days	
46925	WILDWOOD SUMTER COUNTY 44	02/03/1987	Active	21	0	3	-3	-12.50%	24	17	3		11		P,T,M,VP,SC	12		

Clubs Cancelled Previous Fiscal Year – Clubs Cancelled within last 12 months may be reinstated

Club Number	Club Name	Charter Date	Current Status*	Cancellation Date
12523	DE LEON SPRINGS	11/22/1955	Cancelled(8*)	12/29/2023
12641	LAKELAND DIXIELAND	10/20/1955	Cancelled(7*)	10/29/2023

Current Total Clubs Count	YTD New Clubs Count	YTD Cancelled Clubs Count	YTD Net Club Gain	Current Total Members Count	YTD Add	YTD Drop	YTD Net Growth	YTD Net Growth %	Member Count 12 Months Ago	Average Member Count Per Club	% of Clubs with less than 20 members	% No MMR in 3 Months	% No Officer Report in 12 Months	% of Clubs with balance 90+ days	Number of Clubs in Status Quo	% Status Quo Clubs in Financial Suspension	Number of Cancelled Clubs	Average Cancelled Club Age	Members Lost Due to Cancellation	% of Clubs Cancelled for Non-Financial Reasons
46	0	1	-1	1,144	133	137	-4	-0.35%	1,190	25	50%	50%	9%	20%	0	0%	1	162	13	0%



Club Health Assessment for District 35 O through March 2025

			Status	Membership							Reports					Finance	LCIF
Club Number	Club Name	Charter Date		Current Member Count	YTD Members Added	YTD Members Dropped	YTD Net Growth	YTD Net Growth%	Member Count 12 Months Ago	Avg. length of service for dropped members	Months Since Last MMR ***	Yrs. Since Last Officer Report	President Rotation	Vice President Reported ****	Months Since Last Activity Report ***	Account Balance	Donations for current Fiscal Year
			Number of times on status quo within last two years	If below 15 members appears				If net loss is greater than 20% appears			If no report in 3 months appears in	When more than one year appears in	Number of repeat terms	Notes the officers that do not have an active	If no report at 12 months appears in red		

* - P - Priority Club. Cancellation Reasons: 1-Objectives/conduct, 2-Non-active club, 5-Non-existing club, 6-Disbanding, 7-Merger, 8-Financial Suspension, 9-District/Multiple District Dues.
** - Abbreviation: P-President, S-Secretary, T-Treasurer, M-Member Chairperson, VP-First Vice President, MC-Communications Chairperson, SC-Service Chairperson
*** - Abbreviation: N/R - Never reported using the Lions Clubs website, N/A - Not applicable, No password registered for the Lions Clubs website.
**** - Abbreviation: N - New, IP - Immediate Past, R - Repeat.



Club Health Assessment for District 35 N through March 2025

			Status	Membership							Reports					Finance		LCIF
Club Number	Club Name	Charter Date		Current Member Count	YTD Members Added	YTD Members Dropped	YTD Net Growth	YTD Net Growth%	Member Count 12 Months Ago	Avg. length of service for dropped members	Months Since Last MMR ***	Yrs. Since Last Officer Report	President Rotation	Vice President Reported ****	Months Since Last Activity Report ***	Account Balance	Donations for current Fiscal Year	
			Number of times on status quo within last two years	If below 15 members appears				If net loss is greater than 20% appears			If no report in 3 months appears in	When more than one year appears in	Number of repeat terms	Notes the officers that do not have an active	If no report at 12 months appears in red			
Clubs less than two years old																		
171848	Miami Intercontinental	06/19/2024	Active	31	0	0	0	0.00%	0		9		None	P,S,T,M,VP SC	N/R	90+ Days		
156494	Miramar - First Haitian-American	12/04/2023	Active	40	0	0	0	0.00%	40		6		None	P,S,T,M,VP SC	14	90+ Days		
Clubs more than two years old																		
15803	ARUBA	09/23/1947	Active	64	0	0	0	0.00%	66		2			R SC	12		\$1,100.00	
Exc Award (06/30/2022, 06/30/2023, 06/30/20)																		
131343	Aruba One Happy Island	06/16/2017	Cancelled(8*)	0	0	30	-30	-100.00%	30	8	0		None	P,S,T,M,VP SC	4	90+ Days		
Exc Award (06/30/2018, 06/30/2021, 06/30/20)																		
12770	AVENTURA-NORTH MIAMI BEACH L C	11/02/1953	Active	19	1	2	-1	-5.00%	19	8	3		3	R S,M,SC	4		\$100.00	
Exc Award (06/30/2018)																		
12674	BOCA RATON	06/16/1947	Active(1)	17	1	6	-5	-22.73%	23	19	0		4	N M,SC	5		\$1,500.00	
15804	BONAIRE	02/02/1962	Active	20	3	2	1	5.26%	19	26	1			N	9			
127823	Broward Centennial	06/09/2016	Active	17	3	2	1	6.25%	18	1	6		3	R VP	0			
12677	CLEWISTON	06/02/1947	Cancelled(8*)	0	0	16	-16	-100.00%	16	23	3	1	None	P,S,T,M,VP SC	12	90+ Days	\$100.00	
118069	CORAL GABLES MERRICK	10/19/2012	Cancelled(6*)	0	1	21	-20	-100.00%	18	4	1		None	P,S,T,M,VP SC	16			
Exc Award (06/30/2021)																		
40424	CORAL WAY COLOMBIAN L C	10/05/1981	Active	16	2	4	-2	-11.11%	19	3	3		None	P,T,M,VP,SC	1			
15805	CURACAO	01/10/1946	Active	48	2	7	-5	-9.43%	53	12	3			R SC	7		\$630.00	
Exc Award (06/30/2023)																		
12732	DANIA BEACH	06/20/1947	Active	62	7	0	7	12.73%	78		0			M,VP,SC	2		\$1,050.00	
12681	DELRAY BEACH	02/07/1939	Active	12	1	1	0	0.00%	15	8	0		5	VP,SC	4			
Exc Award (06/30/2017)																		
12683	FORT LAUDERDALE	03/28/1935	Active	14	0	1	-1	-6.67%	17	40	3		None	P,S,M,VP	0		\$111.00	
Exc Award (06/30/2022)																		
12686	FORT PIERCE	05/23/1947	Active	34	1	0	1	3.03%	33		3		2	R S	1		\$11,550.00	
Exc Award (06/30/2018)																		
12725	FREEMPORT	03/15/1966	Active	37	8	11	-3	-7.50%	40	3	3			N	3	90+ Days		



Club Health Assessment for District 35 N through March 2025

			Status	Membership							Reports					Finance	LCIF
Club Number	Club Name	Charter Date		Current Member Count	YTD Members Added	YTD Members Dropped	YTD Net Growth	YTD Net Growth%	Member Count 12 Months Ago	Avg. length of service for dropped members	Months Since Last MMR ***	Yrs. Since Last Officer Report	President Rotation	Vice President Reported ****	Months Since Last Activity Report ***	Account Balance	Donations for current Fiscal Year
			Number of times on status quo within last two years	If below 15 members appears				If net loss is greater than 20% appears			If no report in 3 months appears in	When more than one year appears in	Number of repeat terms	Notes the officers that do not have an active	If no report at 12 months red		
Exc Award (06/30/2023, 06/30/2024)																	
125092	Freeport Grand Bahamas Lucayan	06/10/2015	Active(1)	15	0	0	0	0.00%	15		12			R	SC	4	90+ Days
59584	HIALEAH PAN AMERICAN	05/23/1997	Active	32	9	4	5	18.52%	28	2	0			R	M,VP,SC	6	
Exc Award (06/30/2023)																	
130759	Hollywood	05/10/2017	Active	22	16	4	12	120.00%	15	0	2		3	N	M,VP,SC	11	
57101	HOLLYWOOD COLOMBIAN-AMERICAN	06/08/1995	Active(1)	14	0	0	0	0.00%	14		7		2	R	T,SC	12	90+ Days
Exc Award (06/30/2017, 06/30/2019)																	
98911	INDIANTOWN	03/26/2007	Active	3	0	0	0	0.00%	3		23	1	None		P,S,T,M,VP SC	17	
12744	KEY BISCAYNE	09/11/1953	Active	9	1	3	-2	-18.18%	11	28	2			N	M,SC	17	\$2,000.00
12745	KEY LARGO	05/22/1956	Active	4	0	0	0	0.00%	4		25		12	R	S,M,SC	17	
12746	KEY WEST	04/28/1938	Active(2)	19	2	0	2	11.76%	17		0		7	R	P,M,SC	18	
12691	LAKE WORTH	04/17/1925	Active	14	1	2	-1	-6.67%	15	11	2		2	R	VP	1	\$66.00
12749	MIAMI	04/23/1924	Active	18	1	4	-3	-14.29%	20	26	2				M,VP,SC	14	
12752	MIAMI BUENA VISTA-BILTMORE	03/11/1970	Active	27	2	6	-4	-12.90%	30	13	3		2	R	SC	0	\$1,200.00
Exc Award (06/30/2019, 06/30/2024)																	
30261	MIAMI CUBAN	02/27/1975	Active	45	1	3	-2	-4.26%	55	4	0			N		0	90+ Days
Exc Award (06/30/2023)																	
111682	MIAMI DADE INTERAMERICAN	07/20/2011	Active	28	1	0	1	3.70%	30		0		2	R	M	0	\$1,400.00
Exc Award (06/30/2018, 06/30/2023, 06/30/2024)																	
115409	MIAMI FIVE STARS	10/27/2011	Active	27	11	4	7	35.00%	20	3	0				VP	0	\$2,519.36
Exc Award (06/30/2016, 06/30/2020, 06/30/2024)																	
137624	Miami Fontainebleau	03/05/2019	Active(1)	20	1	0	1	5.26%	15		0		3	N	T,M,SC	24+	90+ Days
111706	MIAMI GLOBAL COLOMBIAN	07/26/2011	Active	15	2	0	2	15.38%	13		5		2	R		2	
Exc Award (06/30/2024)																	
64931	MIAMI INTERAMERICAN ECUADOR	01/23/2002	Active	10	2	2	0	0.00%	10	5	3		8	R		0	\$300.00
Exc Award (06/30/2019)																	



Club Health Assessment for District 35 N through March 2025


			Status	Membership							Reports					Finance		LCIF
Club Number	Club Name	Charter Date		Current Member Count	YTD Members Added	YTD Members Dropped	YTD Net Growth	YTD Net Growth%	Member Count 12 Months Ago	Avg. length of service for dropped members	Months Since Last MMR ***	Yrs. Since Last Officer Report	President Rotation	Vice President Reported ****	Months Since Last Activity Report ***	Account Balance	Donations for current Fiscal Year	
			Number of times on status quo within last two years	If below 15 members appears				If net loss is greater than 20% appears			If no report in 3 months appears in	When more than one year appears in	Number of repeat terms	Notes the officers that do not have an active	If no report at 12 months appears in red			
53074	MIAMI KENDALL WEST	05/12/1992	Active	6	0	1	-1	-14.29%	5	25	4		2	T,M,VP,SC	7			
Exc Award (06/30/2017)																		
138705	Miami Kingdom	06/20/2019	Active(3)	10	0	6	-6	-37.50%	16	4	1		7	S,T,M,VP,SC	19			
12759	MIAMI LAKES	02/25/1964	Active	10	0	1	-1	-9.09%	11	50	2		6	R SC	16		\$3,000.00	
60729	MIAMI LAUTARO CHILEAN	05/07/1998	Cancelled(8*)	0	0	12	-12	-100.00%	12	15	3	1	None	P,S,T,M,VP SC	24+	90+ Days		
44290	MIAMI MANAGUA	10/22/1984	Active	19	4	3	1	5.56%	18	2	0		2	M,VP,SC	0	90+ Days	\$100.00	
124790	Miami Medical	05/08/2015	Active(3)	20	0	0	0	0.00%	20		4		None	P,S,M,VP,SC	15	90+ Days		
107820	MIAMI PERUVIAN	03/16/2010	Active	12	1	0	1	9.09%	16		8		None	P,T,M,VP,SC	17			
12736	MIAMI SPRINGS	03/31/1937	Active	74	3	1	2	2.78%	71	3	2		5	R	3		\$100.00	
Exc Award (06/30/2018, 06/30/2022, 06/30/20)																		
125641	Miami United World	08/18/2015	Active	13	2	2	0	0.00%	13	2	0		7	N T	17		\$110.00	
133326	PEMBROKE PINES WESTON MIRAMAR	12/06/2017	Active	18	6	2	4	28.57%	13	25	1		IP	T,SC	0		\$300.00	
12772	PERRINE CUTLER RIDGE L C	03/31/1954	Active	5	0	0	0	0.00%	5		13		9	VP,SC	N/R	90+ Days		
64896	PORT ST LUCIE DOWNTOWN	01/02/2002	Active	57	11	0	11	23.91%	43		2		R	M,VP,SC	0		\$1,360.00	
Exc Award (06/30/2024)																		
57281	PORT ST LUCIE WEST	08/01/1995	Active	30	7	4	3	11.11%	27	7	0		N		11		\$1,300.00	
12713	SEBASTIAN	09/06/1958	Active	18	1	0	1	5.88%	16		6			M,VP,SC	0			
108928	SOUTH FLORIDA MARITIME	07/16/2010	Active	17	2	1	1	6.25%	16	12	1		5	R M	17			
12757	SUNNY ISLES BEACH	06/30/1950	Active	11	0	0	0	0.00%	11		11		20	M,VP,SC	17		\$50.00	
12763	WEST MIAMI SUNSHINE	01/04/1956	Active	18	0	7	-7	-28.00%	31	11	1		2	N SC	15			
12720	WEST PALM BEACH WELLINGTON	03/26/1924	Active	13	4	3	1	8.33%	13	14	0		9	R M,SC	15			

Clubs Cancelled Previous Fiscal Year – Clubs Cancelled within last 12 months may be reinstated

Club Number	Club Name	Charter Date	Current Status*	Cancellation Date
151943	Coral Gable Bryans Special Needs	08/15/2022	Cancelled(6*)	04/29/2024



Club Health Assessment for District 35 N through March 2025



Club Number	Club Name	Charter Date	Status	Membership								Reports				Finance		LCIF		
				Current Member Count	YTD Members Added	YTD Members Dropped	YTD Net Growth	YTD Net Growth%	Member Count 12 Months Ago	Avg. length of service for dropped members	Months Since Last MMR ***	Yrs. Since Last Officer Report	President Rotation	Vice President Reported ****	Months Since Last Activity Report ***	Account Balance	Donations for current Fiscal Year			
			Number of times on status quo within last two years	If below 15 members appears			If net loss is greater than 20% appears			If no report in 3 months appears in		When more than one year appears in	Number of repeat terms	Notes the officers that do not have an active		If no report at 12 months appears in red				
149728	Miami Ambassador	02/22/2022	Cancelled(8*)	12/29/2023																
150607	Miami Dade County	04/25/2022	Cancelled(8*)	02/29/2024																
154979	Miami European American	06/30/2023	Cancelled(8*)	06/29/2024																
35354	MOORE HAVEN	04/14/1978	Cancelled(8*)	06/29/2024																
Current Total Clubs Count	YTD New Clubs Count	YTD Cancelled Clubs Count	YTD Net Club Gain	Current Total Members Count	YTD Add	YTD Drop	YTD Net Growth	YTD Net Growth %	Member Count 12 Months Ago	Average Member Count Per Club	% of Clubs with less than 20 members	% No MMR in 3 Months	% No Officer Report in 12 Months	% of Clubs with balance 90+ days	Number of Clubs in Status Quo	% Status Quo Clubs in Financial Suspension	Number of Cancelled Clubs	Average Cancelled Club Age	Members Lost Due to Cancellation	% of Clubs Cancelled for Non-Financial Reasons
48	0	4	-4	1,104	121	178	-57	-4.91%	1,176	23	60%	46%	2%	21%	0	0%	4	44	79	-75%

* - P - Priority Club. Cancellation Reasons: 1-Objectives/conduct, 2-Non-active club, 5-Non-existing club, 6-Disbanding, 7-Merger, 8-Financial Suspension, 9-District/Multiple District Dues.

** - Abbreviation: P-President, S-Secretary, T-Treasurer, M-Member Chairperson, VP-First Vice President, MC-Communications Chairperson, SC-Service Chairperson

*** - Abbreviation: N/R - Never reported using the Lions Clubs website, N/A - Not applicable, No password registered for the Lions Clubs website.

**** - Abbreviation: N - New, IP - Immediate Past, R - Repeat.